



*Au service  
des peuples  
et des nations*

# FIRST BIENNIAL UPDATED REPORT ON CLIMATE CHANGE -FBUR

## [TOGO]

**KOMLAN EDOU**

**Coordinator of 4NC & 2BUR**

# Party I: Summary of BUR and recent development

Presentation plan:

- ❖ National context
- ❖ GHG inventory
- ❖ Mitigation actions and effect
- ❖ Barriers and support needed and received

# National context

Togo is a country in West Africa between 6 and 11 ° N and 0 and 1 ° 40 E with an area of 56,600 km<sup>2</sup>. It is in the intertropical zone and enjoys a Guinean tropical climate with 4 seasons in the southern part and a tropical Sudanese climate with two seasons in the northern part.

The resident population increased from 2 719 567 inhabitants in 1981 to 6 191 155 inhabitants in 2010, representing an average annual growth rate of 2.84%. It is projected at 6.8 million inhabitants in 2015 and 7.6 million inhabitants in 2020. At the macroeconomic level, the gross domestic product (GDP) at the current price has risen from 1212.822 billion CFA francs. in 2007 to 2016,142 billion CFA francs in 2013

# National context

- For several years, the country has been committed to a proactive strategy of sustainable development and the fight against global warming. Adaptation to the effects of climate change and sustainable development is a priority for Togo. In order to contribute to the fight against climate change, it intends to strengthen the resilience of production systems and means by embarking on a path of low carbon development.
- In 2013, the structure of GDP at the price shows that the primary sector represents 51.8%, against 22.2% for the secondary sector and 26.0% for the tertiary sector.

# GHG inventory

- INSTITUTIONAL ARRANGEMENT SET UP FOR GHG INVENTORIES

Togo started the process of institutionalizing inventories in the preparation of the third national communication. This process continued and expanded to mitigation studies as part of the first biennial update report on climate change. This process was entrusted to the institutions and laboratories of the University of Lomé

In addition, it should be noted that these teams also include agents from the data holding structures to facilitate collection

# GHG inventory

Also, the data collection was made possible thanks to the sensitization of all the structures holding the data and to the facilitation letters, which were also sent to them by the Ministry of the Environment.

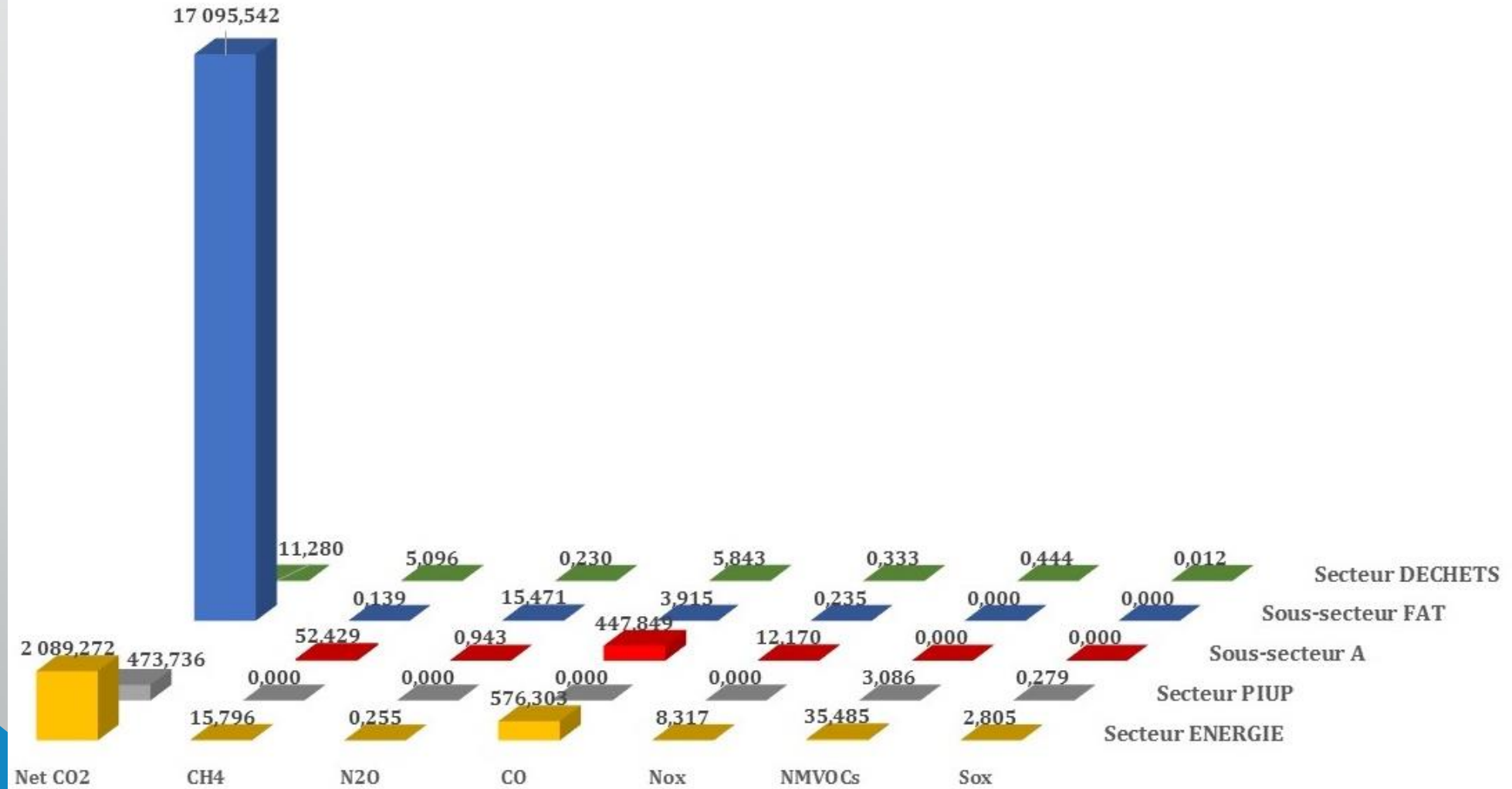
- It should also be noted that the personal relationships that have been developed by coordinating the project with some members of these different structures holding the data to facilitate their collection, also contributed to smoothing the process.
- The data collection took into account the entire territory, all sources of GHG emissions and all direct gases (CO<sub>2</sub>, CH<sub>4</sub>, N<sub>2</sub>O) and indirect gases (NO<sub>x</sub>, CO, NMVOC and SO<sub>x</sub>) mentioned in decision 17 / CP.8.

# GHG inventory

- The methods proposed by the UNFCCC and the IPCC in the 2006 IPCC, UNDP 2005 and EMEP / CORINAIR guidelines were combined to estimate emissions. Overview of the GHG inventories
- These emissions by gas in 2013 (reference year) were as follows: Direct GHG emissions
- CO<sub>2</sub>: 19 669.830Gg; CH<sub>4</sub>: 126.406Gg and N<sub>2</sub>O: 16.899 Gg.

# GHG inventory

EMISSIONS GLOBALES DE 2013 (Gg)





# GHG inventory

- This figure shows that the AFOLU sector dominates the emissions with a total of 17095.542 Gg (86.91%) of CO<sub>2</sub> followed by the Energy sector with an estimated emission of 2089.276 Gg (10.62%).
- The Industrial processes and Waste sectors share the rest of the emissions with 473.736 Gg and 11.280 Gg respectively.

# Mitigation actions and effect



- The implementation of low-carbon technologies to contribute to the reduction of GHG emissions is part of Togo's voluntary commitments under the UNFCCC.



# Sectors considered



- Energy
- Industrial Processes and Product Use (PIUP)
- Agriculture Forestry and other Land Use
- Waste



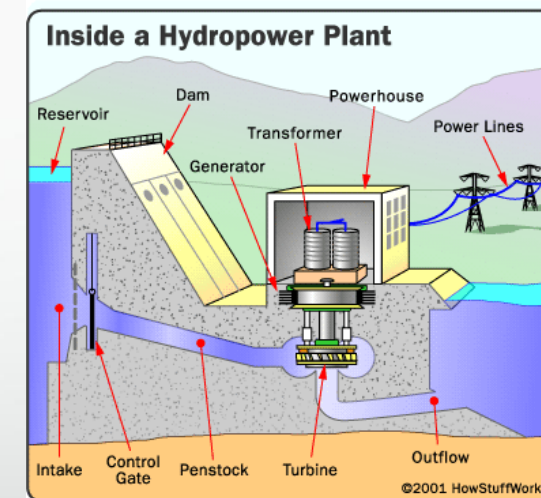
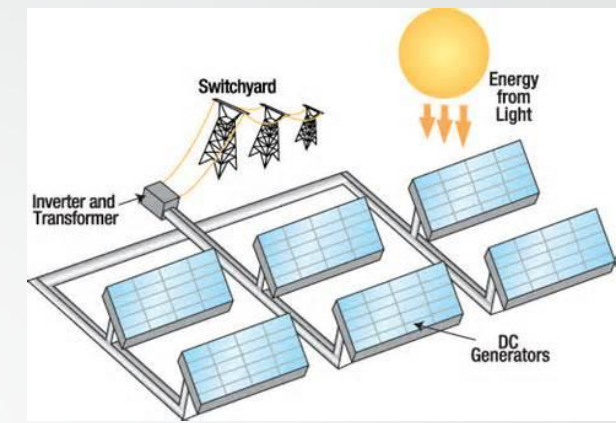
# Energy Sector Measures<sup>1</sup>

- Households: Improved wood, charcoal fireplaces and LPG gas fireplaces
- Transport:
- Improvement of road infrastructure, Limitation of the age of vehicles to 5 years Taxation policy for diesel vehicles to reduce the number of public transit by bus

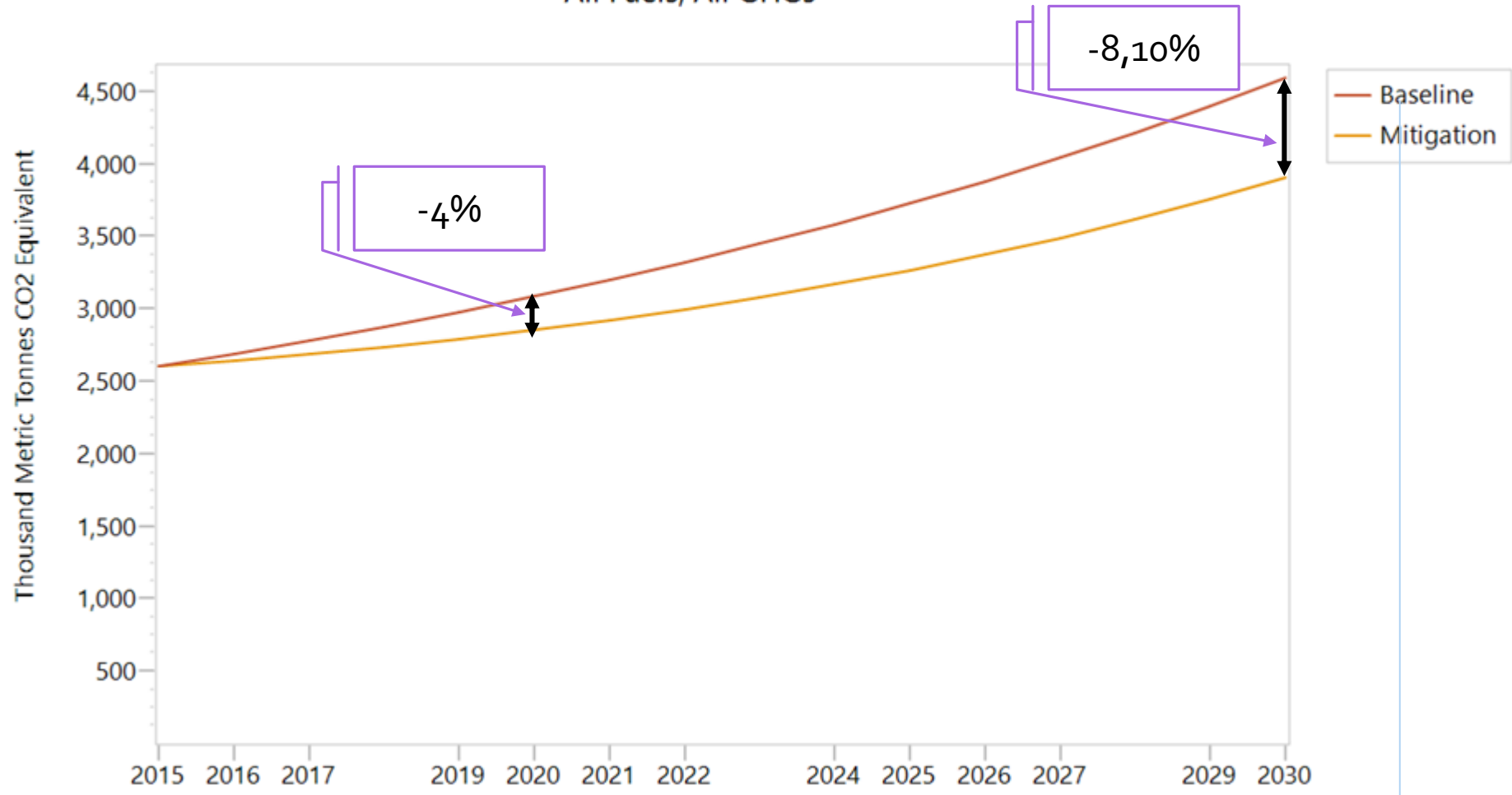


# Energy Sector Measure

- **Industry:** Use of high efficiency electrical machines rather than thermal machines
  - **Energy production:**
  - Reduction of electrical productions of thermal origin
- Renewable energy (Solar PV, hydropower)



# 100-Year GWP: Direct (At Point of Emissions) All Fuels, All GHGs





# Energy Projects



- 1. Rural Electrification by Photovoltaic Solar Microcontrol Systems in 400 Rural Localities in Togo
- 2. Public lighting by solar photovoltaic system in the city of Lome and major cities in the interior of Togo (50 000 solar street lights)
- 3. Rural electrification by photovoltaic solar kits in households, community infrastructures (schools and health centers) in rural areas
- 4. Rehabilitation of the KPIME hydropower plant
- 5. Construction of a 20 MW solar power plant in Yegue, TOGO
- 6. Construction of mini / micro hydropower plants (Danyi-konda 10 MW, Landa Kpozanda 5 MW power, Baga 12 MW power, Sarakawa 24 MW)
- 7. Rural electrification decentralized by photovoltaic solar system in sixty-two 62 localities of the five (5) regions of Togo

# Mesures in Agriculture Sector

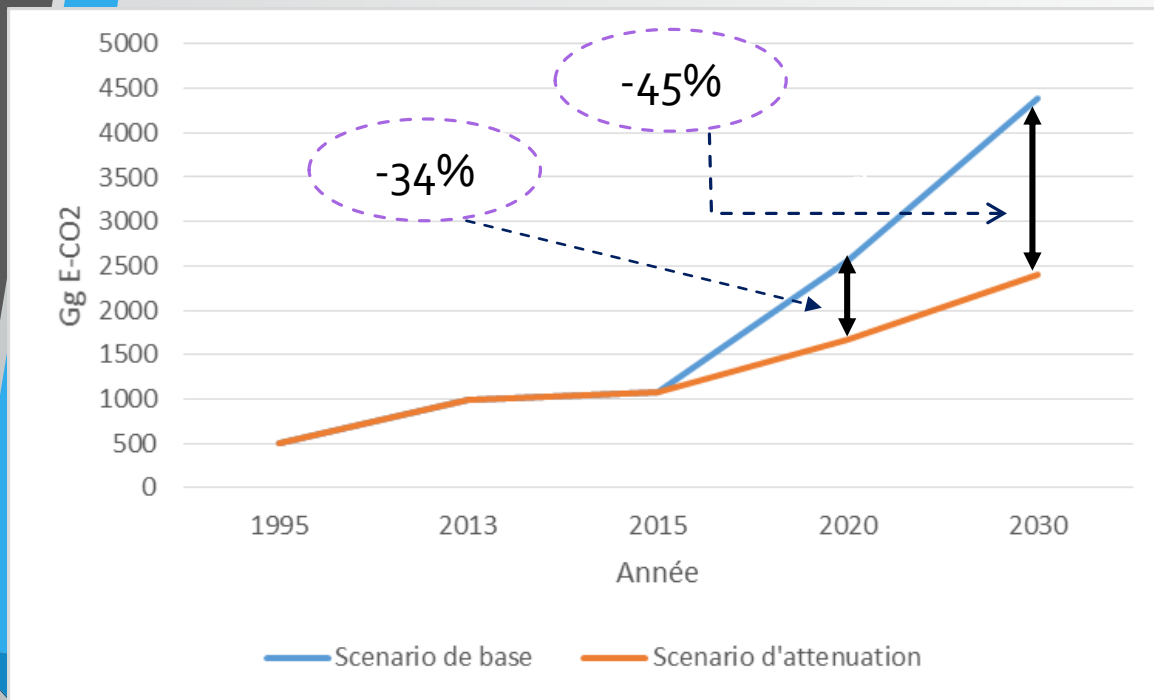


- Improvement of livestock & animal feed and manure management
- Amendment of agricultural soils

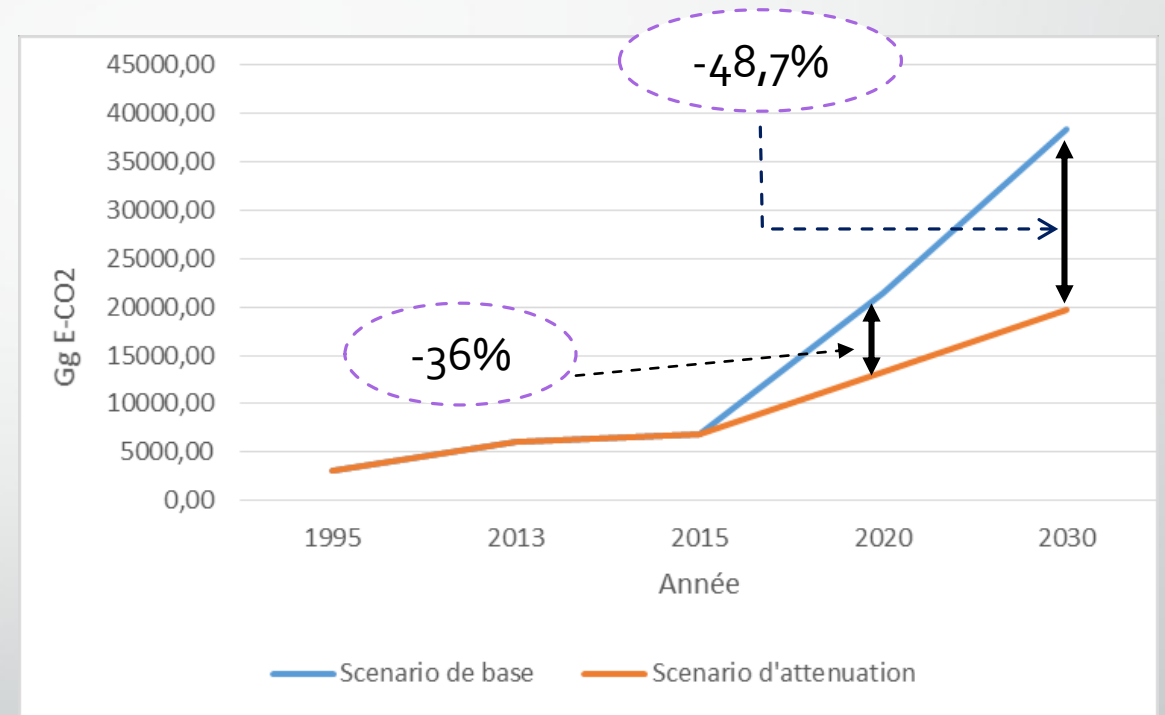




# Emissions reduction in Agriculture



Improvement of livestock & animal feed and manure management



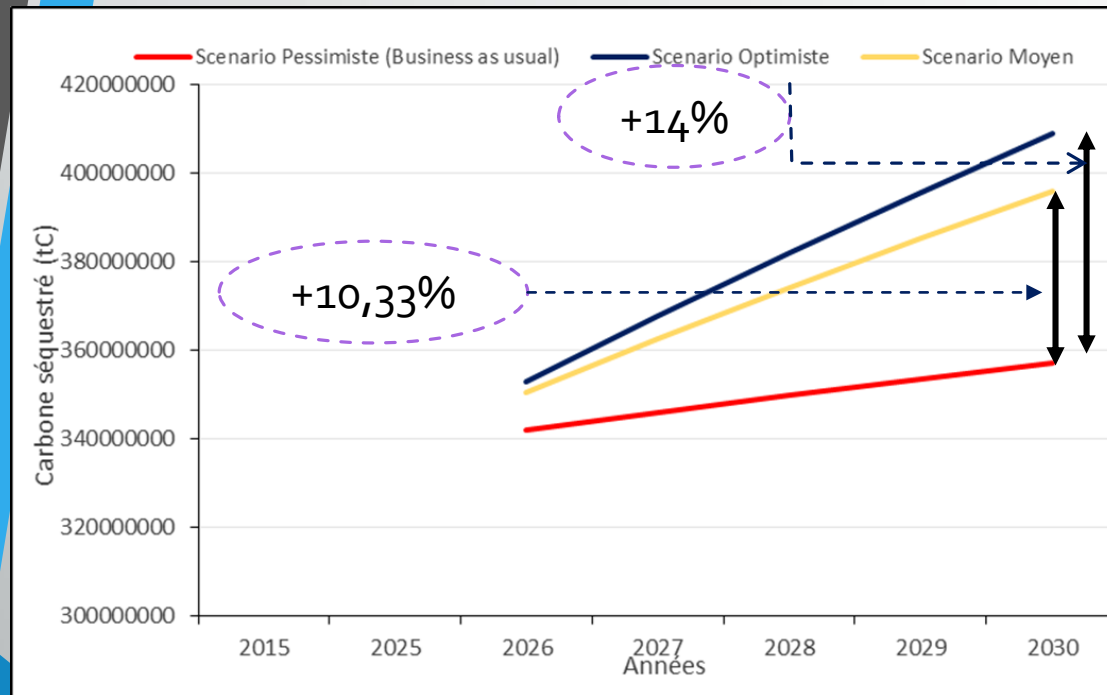
Amendment of agricultural soils

# Sub-Sector - Forestry and Other Land used

- reforestation of degraded ecosystems;
- protection of forest ecosystems;

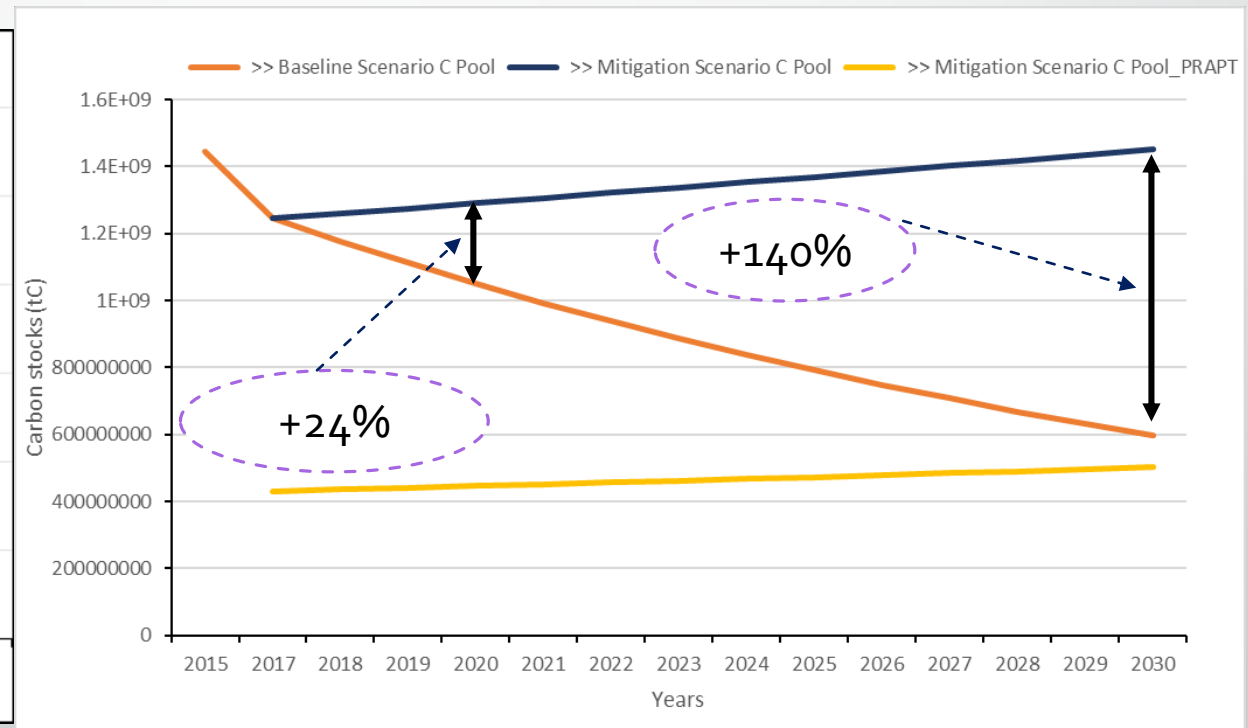


# Reforestation



Stock evolution  
carbon sequestered in reforestation

# Forest protection



Evolution of carbon sinks in forest protection

# Mitigation options

- The options presented have for the most part significant potential to reduce GHG emissions
- Some options are already implemented but on a small scale
- The others need to be strengthened and deployed throughout the country with the introduction of new technologies
- Integrating climate change into development policies and seeking financing for the deployment of mitigation technologies are the means to achieve the objectives of the NDCs and to increase Togo's ambitions in the fight against climate change .

# Constraints and gaps, and related technology, financial, technical and capacity-building needs, including a description of support needed and received

- **Constraints and gaps:**

language : Most of experts are disabled by english language. Indeed, many documents are not available in French, in particular:

- Technical documents,
- Methodologies,
- Some directives,
- The models
- Softwares

- **capacity-building needs:** Constraints related to the collection, compilation, classification, documentation and archiving of information on capacity building available to implement activities, measures and programs with multiple uses or with co-benefits related to changes climate Difficulties in accessing and mobilizing financial resources (eg understanding financial reporting requirements for different donors and the level of use of national reporting systems by different donors).

### **support needed and received**

Technical constraints on how to collect, compile and store data on the financing of climate change action

- Level of transparency related to climate finance, including non-cash transfers for technical assistance and training
- Collection and compilation of information on the financial resources available to implement activities, measures and programs with multiple uses or with co-benefits related to climate change

## Part II: Experience and lessons learned in participating in the ICA process

- 1- Yes, this allowed to review the 4th CN and 2RBA project document to take into account all the concerns as part of their improvement compared to previous documents.
- 2- Of course, it is following the studies carried out within the framework of the BUR1 including "the institutional arrangements for the continuous preparation of NC and BUR" and "the establishment of a national MRV framework" that we have actually started the MRV process outside MRV REDD +;
- 3- The added value is that there have been errors that have continued from the CNI to BUR1, and these errors will be corrected for the continuous improvement of NC & BUR.

## Part II: Experience and lessons learned in participating in the ICA process

- 4- Following the technical analysis, TTE, in collaboration with Togo, identified 21 capacity building needs in four areas in order to facilitate reporting in accordance with UNFCCC guidance on RAMs and modalities. participation in consultations and technical analysis.
- These capacity enhancements are categorized as Short Term, Medium Term and Long Term.
- 5- Of course, the technical analysis will help Togo to produce good reports and facilitate future studies within the framework of NC & BUR.



# Conclusion

The international consultation and analysis of the BUR<sub>1</sub> of Togo has concerned 4 main chapters that need to be improved. These chapters are:

- Chapter 1. Country-specific conditions and institutional structures
- Chapter 2. National GHG Inventory
- Chapter 3. Mitigation actions
- Chapter 4. Financial, technical or capacity requirements, with a description of the support received



**THANKS YOU FOR YOUR ATTENTION**